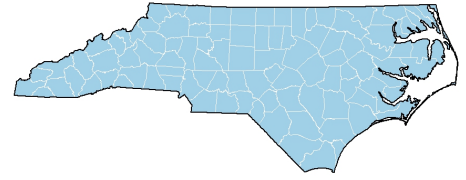


NORTH CAROLINA

NORTH CAROLINA RESILIENCE, 2024 PROFILES



GENERAL POPULATION DEMOGRAPHICS



POPULATION GROWTH

2020 Census: 10,439,414
2022 Census: 10,698,973
Change: +259,559

Growth Rate, 2020-2022

2%
North Carolina

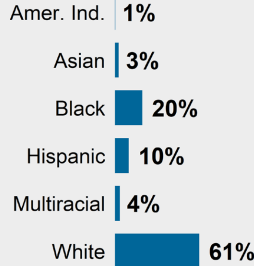
POPULATION PROJECTIONS

By 2040: 12,993,208
Change, 2022-2040: +2,287,805

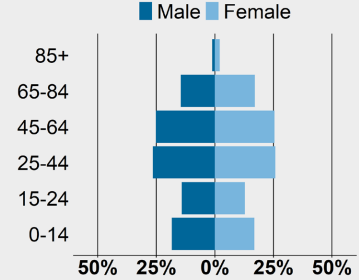
Growth Rate, 2022-2040

21%
North Carolina

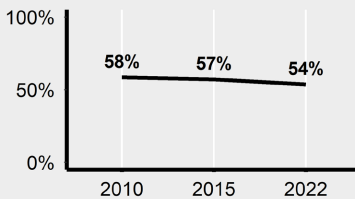
RACE AND ETHNICITY, 2022



AGE BREAKDOWN, 2022



BORN IN NC, LIVING IN NC, 2010-2022



FOREIGN BORN, LIVING IN NORTH CAROLINA, 2022

8.6%



NORTH CAROLINA ELDERLY POPULATION, 2022

AGES 65+ **17.4%**
AGES 85+ **1.6%**

BUSINESS AND ECONOMY



UNEMPLOYMENT RATE

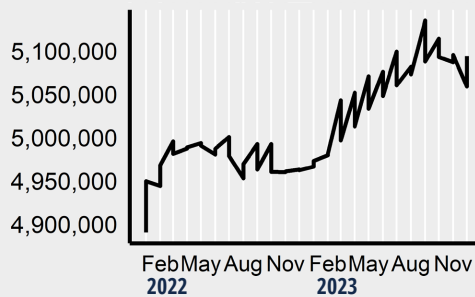
3.2% Dec 2022
3.2% Dec 2023



MEDIAN EARNED INCOME, 2022

\$35,441 Women
\$45,506 Men

MONTHLY NUMBER EMPLOYED, 2022-2023



TOP SECTORS BY EMPLOYMENT, 2023 Q2 (% Employed)

Sector	North Carolina
Health Care and Social Assistance	13.6%
Retail Trade	10.9%
Manufacturing	9.8%
Accommodation and Food Services	9.5%
Educational Services	8.2%

COST BURDENS AND FINANCIAL RESILIENCE



66.7% 2022



12.1% 2022



33.3% 2022

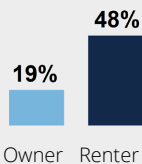


10.9% 2022



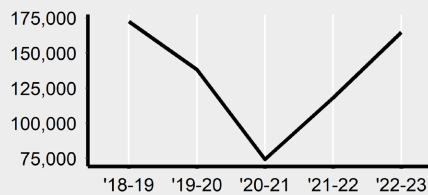
280,600 2022

OWNER/RENTER COST BURDENED, 2022



Note: Cost burdened means spending 30% or more of income on housing costs. Costs include rent or mortgage, taxes, insurance, condo fees, and utilities.

EVICTIONS, FY 2018-19 TO FY 2022-23



Note: These represent the number of evictions granted in whole or in part in Civil Magistrate court. There were eviction moratoriums in place for the end of FY 2019-20 and much of FY 2020-21.

DEBT HOLDINGS North Carolina, 2022

Medical Debt **20%**
Student Loan **15%**
Auto Loan **31%**
Any Debt in Collections **33%**

BUILT ENVIRONMENT



WATER QUALITY, 2021

Water Violations

18

follow link for more information




AIR QUALITY, 2019

GOOD (7.8)

Note: Concentrations of PM2.5 that are less than 15 µg/m3 are classified as "good" by the EPA.

TRANSPORTATION AND COMMUTING, 2022

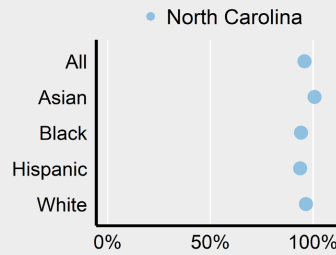
Means of Transportation



Average Commute Times

25 MINUTES

ACCESS TO BROADBAND, 2022



ACCESS TO CHILDCARE, 2023

Infant-Toddler (0-3) Population

239,352

Infant-Toddler Enrollment

50,474

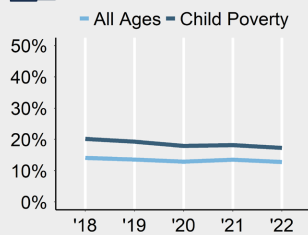
Infant-Toddler Per 1 Available Childcare Slot

5

SOCIAL DETERMINANTS OF HEALTH AND OUTCOMES



POVERTY RATES, 2018-2022



FOOD ACCESS AND SECURITY, 2021

1,248,880

individuals were food insecure in 2021 (11.8%), a change of 3,010 since 2020.

Note: Food insecurity means a lack of consistent access to enough food to live an active, healthy life.

ACCESS TO HEALTHCARE AND INSURANCE, 2022

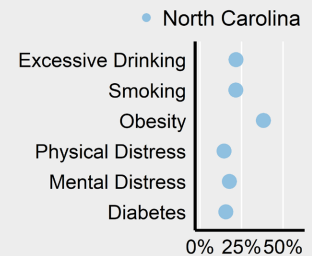
Physician : Patients

1:1,352

Uninsurance Rate, Adults (19-64)

13.6% North Carolina

ADULT HEALTH INDICATOR RATES, 2022



ADULTS AGES 65+ LIVING ALONE, 2022

NORTH CAROLINA

25.5%

OPPORTUNITY YOUTH RATE, 2022

10.9%

Note: Opportunity Youth are young adults aged 16-24 who are both not working and not in school.

PHARMACISTS, 2022

11,583

PHARMACIST TO RESIDENT RATIO

1:924

SUICIDES, 2017-2021

SUICIDE DEATHS

7,068

SUICIDE RATE

14.4

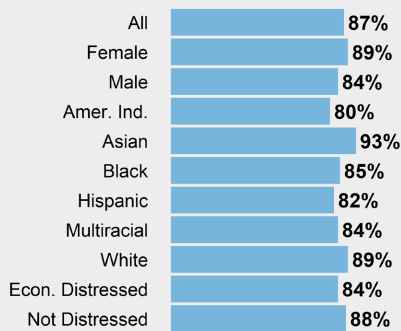
per 100,000

The 988 Lifeline provides 24/7, free and confidential support for people in distress. Call or text 988 anytime

TALENT DEVELOPMENT



HIGH SCHOOL GRADUATION RATES, 2023




Note: Bars not shown indicate that the data is suppressed by NC DPI due to small sample size.

FALL ENROLLMENTS IN PUBLIC POSTSECONDARY, 2018-2022



ADULT (25-64) EDUCATIONAL ATTAINMENT, 2022



CAROLINA ACROSS 100 INITIATIVE is a five-year initiative for the university of North Carolina to work with communities in all 100 of North Carolina's counties to respond to challenges created or exacerbated by the pandemic. This initiative, guided by state-wide data and trends, has served 69 of NC's 100 counties to date. [Learn more here.](https://carolinaacross100.unc.edu)



LEARN MORE AT: [HTTPS://CAROLINAACROSS100.UNC.EDU](https://carolinaacross100.unc.edu)

CAROLINA DEMOGRAPHY