



OUR STATE, OUR WORK

Opportunity Youth Profile

NORTH CAROLINA, 2023



Opportunity Youth refers to the working aged young adult population (16-24), that is not working and not in school.

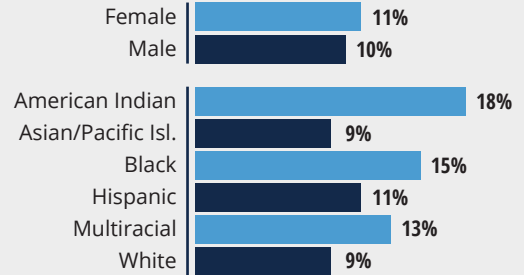
State Overall Rate, 2022

11%
(141,823)

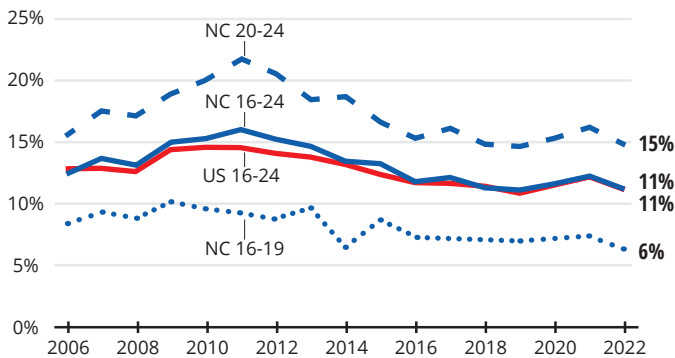
-1%

% Change
2019-2022

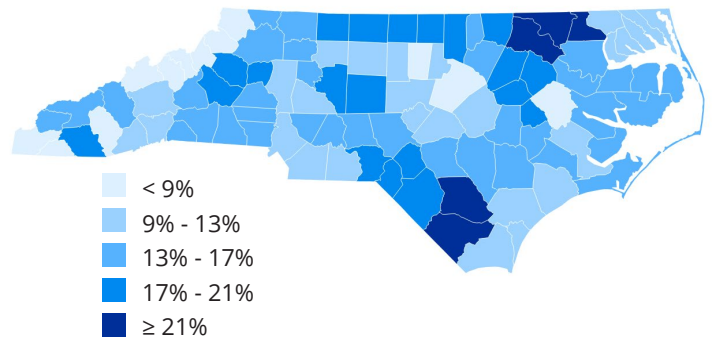
Demographic Breakdown by Sex, Race/Ethnicity, 2022



PERCENT OPPORTUNITY YOUTH OVER TIME, 2006-2022



PERCENT OPPORTUNITY YOUTH BY COUNTY, 2021



Highest Number NC Counties (Top 5), 2021

Mecklenburg	13,038
Wake	11,112
Guilford	7,138
Cumberland	6,193
Forsyth	5,820

Lowest Number NC Counties (Bottom 5), 2021

Yancey	93
Mitchell	74
Hyde	67
Tyrrell	55
Clay	52

Highest Rate NC Counties (Top 5), 2021

Hertford	25%
Northampton	25%
Halifax	25%
Bladen	24%
Columbus	24%

Lowest Rate NC Counties (Bottom 5), 2021

Yancey	6%
Mitchell	6%
Avery	6%
Watauga	6%
Orange	5%

ABOUT CAROLINA ACROSS 100 INITIATIVE

UNC-Chapel Hill's Carolina Across 100 initiative is a five-year program which will partner with communities in all North Carolina's 100 counties to aid in pandemic recovery and help build resiliency. Carolina Across 100 is charged by Chancellor Kevin Guskiewicz and led by Anita Brown-Graham and her team at the UNC School of Government's nIMPACT Initiative. nIMPACT supports policy innovations through key insights and data-informed opportunities, striving to be the go-to place in North Carolina for trusted tools that bridge policy and practice in response to complex challenges. Visit carolinaacross100.unc.edu to learn more and share pressing challenges facing your community.



Access the data

LEARN MORE AT: [HTTPS://CAROLINAACROSS100.UNC.EDU](https://carolinaacross100.unc.edu)



CAROLINA
DEMOGRAPHY