

# CABARRUS COUNTY

NORTH CAROLINA COUNTY RESILIENCE PROFILES

The COVID-19 pandemic has created significant changes in employment, education, and measures of health and well-being across North Carolina. Below are some categories and indicators that highlight areas of opportunity and resiliency.

## GENERAL POPULATION DEMOGRAPHICS

### POPULATION GROWTH, 2020

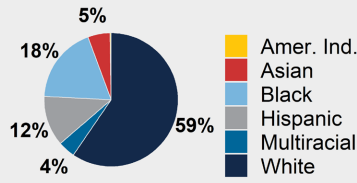
2010 Census: 178,011  
2020 Census: 225,804  
Change: +47,793

Growth Rate, 2010-2020

**27%** Cabarrus  
**9%** State

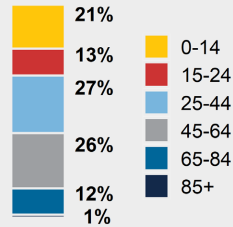
52% of county residents born in NC (vs. 56% statewide)

### RACE AND ETHNICITY, 2020



Note: Values under 3% not labeled

### AGE BREAKDOWN, 2020



### POPULATION PROJECTIONS

By 2040: 322,564  
Change: +96,760

Growth Rate, 2020-2040

**43%** Cabarrus  
**21%** State

## BUSINESS AND ECONOMY

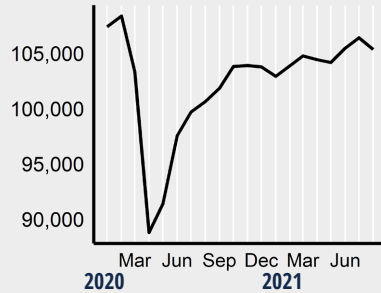
### UNEMPLOYMENT RATE

**3.8%** Aug 2019  
**4.0%** Aug 2021

### MEDIAN EARNED INCOME, 2019

**\$31,063** Women  
**\$42,151** Men

### MONTHLY NUMBER EMPLOYED, 2020 - 2021



### TOP SECTORS BY EMPLOYMENT, 2021 Q1 (% Employed)

	County	State
Retail Trade	15.5%	11.6%
Health Care and Social Assistance	13.0%	14.2%
Accommodation and Food Services	11.9%	8.4%
Transportation and Warehousing	9.4%	4.4%
Educational Services	7.9%	8.5%

## COST BURDENS AND FINANCIAL RESILIENCE

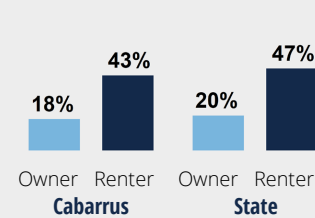
### HOME OWNERSHIP

**71.5%** 2019

### HOUSE VACANCY

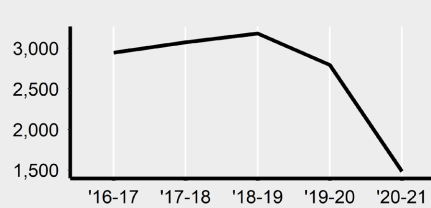
**9.1%** 2019

### OWNER/RENTER COST BURDENED, 2019



Note: Cost burdened means spending 30% or more of income on housing costs. Costs include rent or mortgage, taxes, insurance, condo fees, and utilities.

### EVICTIONS, FY 2016-17 TO 2020-21



Note: These represent the number of evictions granted in whole or in part in Civil Magistrate court. There were eviction moratoriums in place for the end of FY19-20 and much of FY20-21.

### DEBT HOLDINGS Cabarrus vs State, 2020

**Medical Debt**  
**24% vs 21%**

**Student Loan**  
**17% vs 16%**

**Auto Loan**  
**35% vs 33%**

**Any Debt in Collections**  
**34% vs 21%**

## BUILT ENVIRONMENT

### WATER QUALITY

Water Violations  
**YES**

[follow link for more information](#)


### AIR QUALITY

**GOOD (9.7)**

Note: Concentrations of PM2.5 that are less than 15 µg/m3 are classified as "good" by the EPA.

### TRANSPORTATION AND COMMUTING, 2019

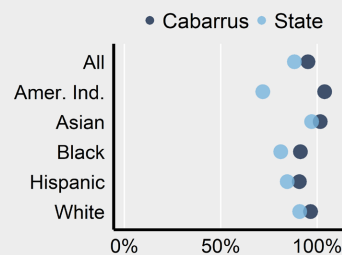
#### Means of Transportation



#### Average Commute Times

**28.2 MINUTES**

### ACCESS TO BROADBAND, 2019



### ACCESS TO CHILDCARE, 2018

Infant-Toddler Population  
**7,173**

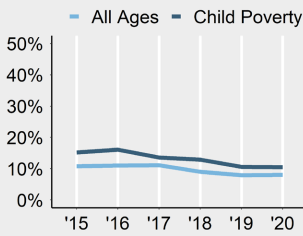
Infant-Toddler Enrollment  
**1,499**

Infant-Toddler Per Available Slot  
**5**

# SOCIAL DRIVERS OF HEALTH



## POVERTY RATES, 2015-2020



## FOOD ACCESS AND SECURITY

**27,340**

individuals were food insecure in 2020 (13.2%), an increase of 5,090 since 2019.

Note: Food insecurity means a lack of consistent access to enough food to live an active, healthy life.

## ACCESS TO CARE AND INSURANCE

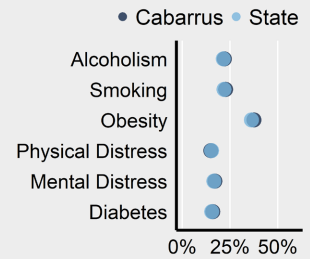
Patients : Physician  
**1,174:1**

Uninsurance Rate, Adults (19-64)

**10.6% Cabarrus**

**12.7% State**

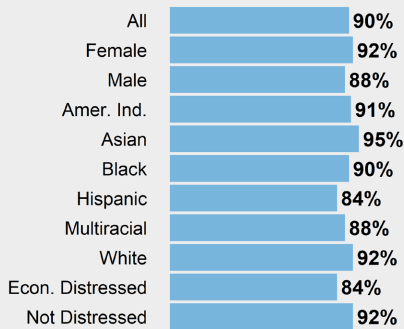
## ADULT HEALTH INDICATOR RATES



# TALENT DEVELOPMENT

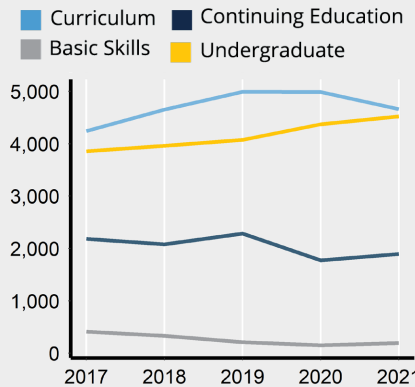


## HIGH SCHOOL GRADUATION RATES, 2021

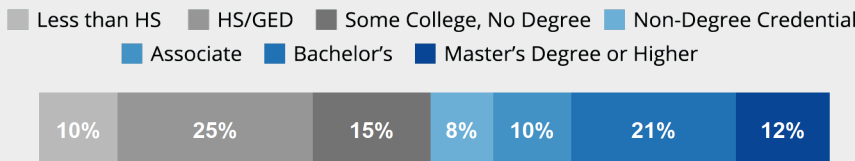


Note: Bars not shown indicate that the data is suppressed by NC DPI due to small sample size.

## FALL ENROLLMENTS IN PUBLIC POSTSECONDARY



## ADULT (25-64) EDUCATIONAL ATTAINMENT, 2019



# CIVIC ENGAGEMENT



## NUMBER OF REGISTERED VOTERS, 11/3/2020

**150,410**

## VOTER TURNOUT RATE

**78.0% Cabarrus**

**75.1% State**

Note: Turnout rate is the share of registered voters who cast a ballot in the 2020 presidential election.



## COMMUNITY CONNECTIONS

**2,130**

## NON-PROFIT ORGANIZATIONS PER 10,000 RESIDENTS

**9.4 Cabarrus**

**13.7 State**

# OUR STATE, OUR WORK

Carolina Across 100's first program, **Our State, Our Work: Connecting Young Adults with Their Future**, will focus on expanding employment and education pathways for Opportunity Youth. These are young people aged 16-24 who are not connected to school or the workforce.

# OPPORTUNITY YOUTH



**12.9%**

of young adults (16-24) not in school and not working (2019).

## ABOUT CAROLINA ACROSS 100 INITIATIVE

UNC-Chapel Hill's Carolina Across 100 initiative is a five-year program which will partner with communities in all North Carolina's 100 counties to aid in pandemic recovery and help build resiliency. Carolina Across 100 is charged by Chancellor Kevin Guskiewicz and led by Anita Brown-Graham and her team at the UNC School of Government's nclIMPACT Initiative. nclIMPACT supports policy innovations through key insights and data-informed opportunities, striving to be the go-to place in North Carolina for trusted tools that bridge policy and practice in response to complex challenges. Visit [carolinaacross100.unc.edu](http://carolinaacross100.unc.edu) to learn more and share pressing challenges facing your community.

## ABOUT CAROLINA DEMOGRAPHY

Located within the Carolina Population Center at UNC-Chapel Hill, we use data and other available research to help you put a face or a story on the population-level changes facing your community. Our analysts provide a full array of demographic data and research services to inform decision making, evaluation, and policy across North Carolina, where we serve organizations and people in all 100 counties.

[HTTPS://WWW.NCDEMOGRAPHY.ORG](https://www.ncdemography.org)



LEARN MORE AT: [HTTPS://CAROLINAACROSS100.UNC.EDU](https://carolinaacross100.unc.edu)

CAROLINA DEMOGRAPHY